


## Scintillators with Silicon Photomultiplier readout



An alternative to the readout of scintillation crystals with photomultiplier tubes is the use of so-called silicon photomultipliers (SiPms)

- Low voltage operation (25-30 V)
- Insensitive to magnetic fields
- High gains ( $10^6$ )
- Mechanically compact
- Elements 3x3 or 6x6 mm

SiPm elements can be combined into matrices. SiPms can be reliably operated up to 60 degrees C.

Disadvantages of SiPms are :

- Linearity of pulse height spectrum strongly depending on bias and scintillator speed
- Temperature dependent gain
- noise at higher temperatures
- cost per  $\text{cm}^2$

For applications where small size and low voltage operations are required, SiPm readout of scintillators can be a viable choice.

The gain of SiPms is a very strong function of the bias voltage which should be chosen carefully depending on the actual application of the detector.

The number of SiPms needed on a scintillation crystal depends on the requirements.

SCIONIX has developed a range of sensors equipped with SiPms for a great variety of applications.



SiPms behave totally different from classical photomultiplier tubes, as well with respect to signal processing as to spectroscopic behavior.

Last revision : 07-09-2022

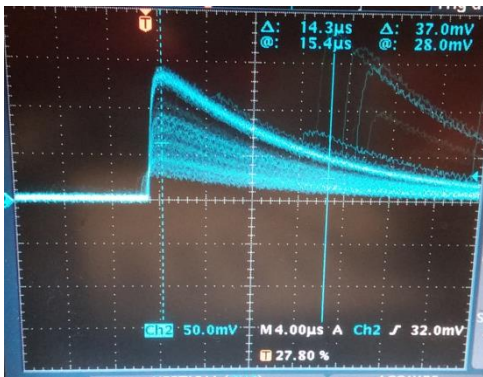
Revision nr : 0

Doc. name : Sipm application note

The energy resolution and noise level achievable with SiPm readout depends on the crystal dimensions, type of scintillator and area covered by the SiPm;

### Signal shapes

The signal of a SiPm detector depends very strongly on the termination resistor. A typical example of a bare NaI(Tl) SiPm signal is shown below.




1 MΩ termination



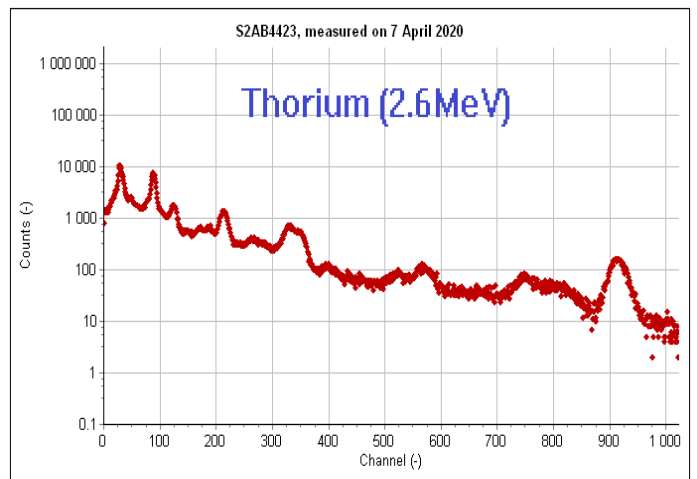
50 Ω termination

SCIONIX has developed bias generator / preamplifier modules for SiPm scintillation detectors. The gain drift as a function of temperature is internally corrected. Such modules operate at voltage 5.2 – 16V and consume less than 20 mW.



Bias generator / preamplifier for SiPms

Last revision : 07-09-2022  
 Revision nr : 0  
 Doc. name : Sipi application note



Thorium spectrum of a 76x76 mm NaI(Tl) SiPm detector