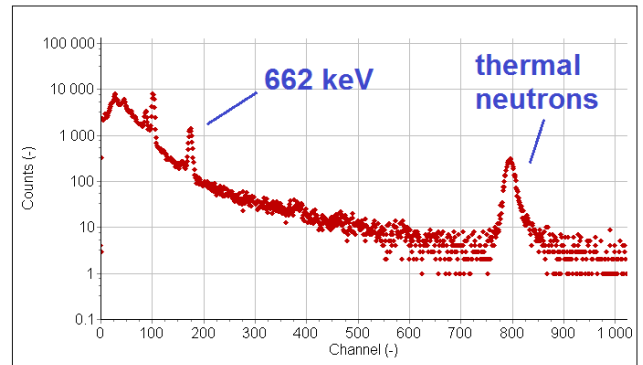
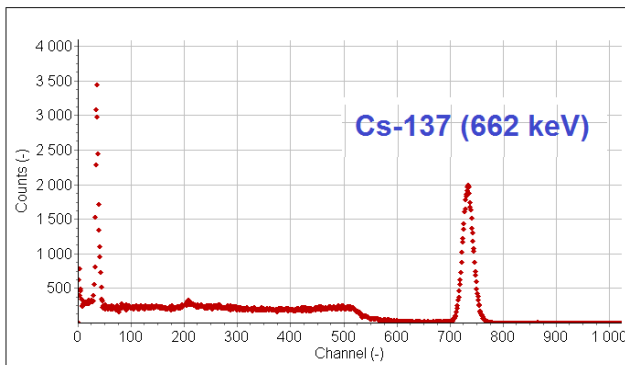


## High resolution Dual Mode CLLBC scintillators

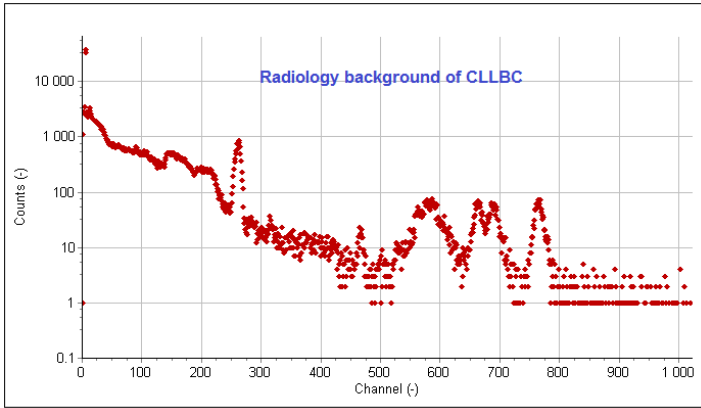
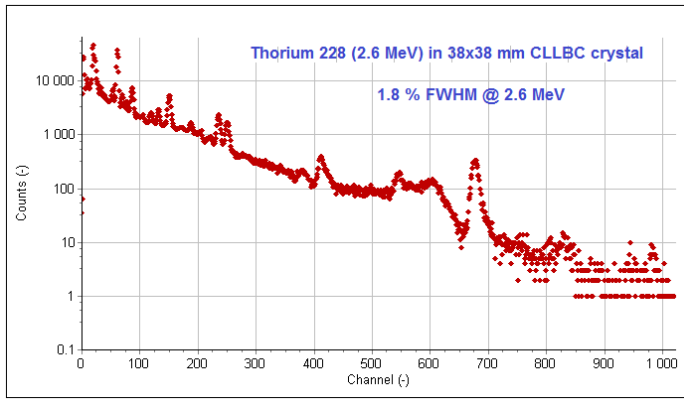
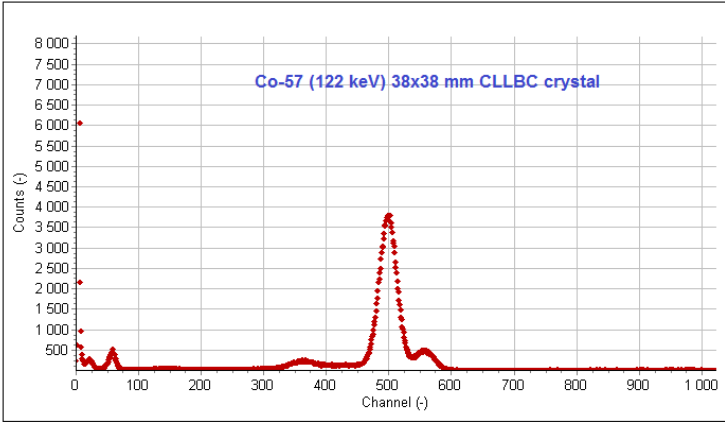
**Cesium Lanthanum Lithium BromoChloride) CLLBC ,  $Cs_2LiLaBr_{4.8}Cl_{1.2}:Ce$**  scintillators have properties to the well-known  $LaBr_3:Ce$  crystals. Energy resolutions around 3 % FWHM (662 keV) are standard. In addition, thanks to the presence of Lithium, the material can be used for neutron detection with a sharp thermal neutron peak between 3.1- 3.2 MeV.

In addition, CLLBC offers excellent neutron / gamma discrimination using PSD.

<b>Density</b>	:	4.08 g / cc
<b>Maximum emission</b>	:	420 nm
<b>Decay time (typical)</b> ns)	:	120 ns, 500 ns (average approx 150 ns)
<b>Refractive index</b>	:	1.90
<b>Photoelectron yield compared to NaI(Tl)</b>	:	70 % (1.5 $\mu$ s shaping time) 84 % (12 $\mu$ s shaping time)
<b>Photons / MeV</b>	:	Approx. 45.000 / MeV
<b>Hygrosopic</b>	:	YES
<b>6-Lithium enrichment</b>	:	95 %
<b>Energy resolution @ 662 keV</b>	:	< 3.5 % FWHM (38x38 mm)



Energy (keV)	Typical Resolution CLBC	Typical resolution CeBr3	Typical resolution NaI(Tl)
30 (129-I)	15 %	20 %	18 %
59.5 (241-Am)	10 %	13 %	10 %
122 (57-Co)	6.4%	8 %	8.5 %
662 (137-Cs)	3.2 %	4 %	7 %
1332 (60-Co)	2.3 %	3 %	5.5 %
2600 keV (Th-228)	1.8 %	2.5 %	4.0 %



Last revision: 22-11-2018  
 Revision nr: 2  
 Document Name: CLLBC\_datasheet